

OPERATING MANUAL

EXAMS CHAMPIONS

This operating manual will help beginners to access www.examschampions.com and to easily navigate the website.

ACCESS TO THE WEBSITE

Access to Exams Champions is by registration in the internet. Use the following steps.

1. Type **www.examschampions.com** and enter.
2. Click **CREATE AN ACCOUNT**
3. Enter your registration details

The registration form includes the following fields and options:

- User Type :** *
 Student Distributor
- First Name :** *
- Surname :** *
- Email :** *
- Phone :**
- Address :**
- Country :** *
-- Select --
- Image :** Browse...
- Username :** *
- Password :** *
Show Generate

Click  to select your country

Click 'Browse' to add your photo

Type your User Name – Always **Remember your username**

Type your Password OR click 'Generate' for the system to form it for you –
Always remember your password. Do not disclose it to anyone

4. Type number shown in captcha in the 'Type the text space'. In example below, the number to type in 'Type the text space' is 578
5. Accept by clicking white square **Accept Terms & Condition**



6. Click **Register** to receive your registration details. Remember Your **User Name** & **Password**

YOU HAVE COMPLETED YOUR REGISTRATION. USE YOUR **USERNAME** & **PASSWORD** TO SIGN IN TO www.examschampions.com

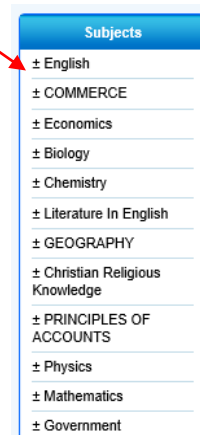
ACCESS TO PAST QUESTIONS & ANSWERS

1. SIGN IN to www.examschampions.com

2. Click [JAMB](#), [NECO](#), or [WAEC](#) OR click [Exam Questions](#) then click one of this

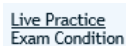


3. If you Click **JAMB** for instance. Select your subject

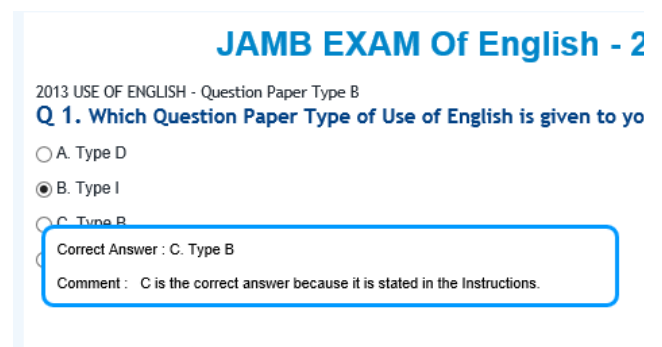


4. Select any Subject Year

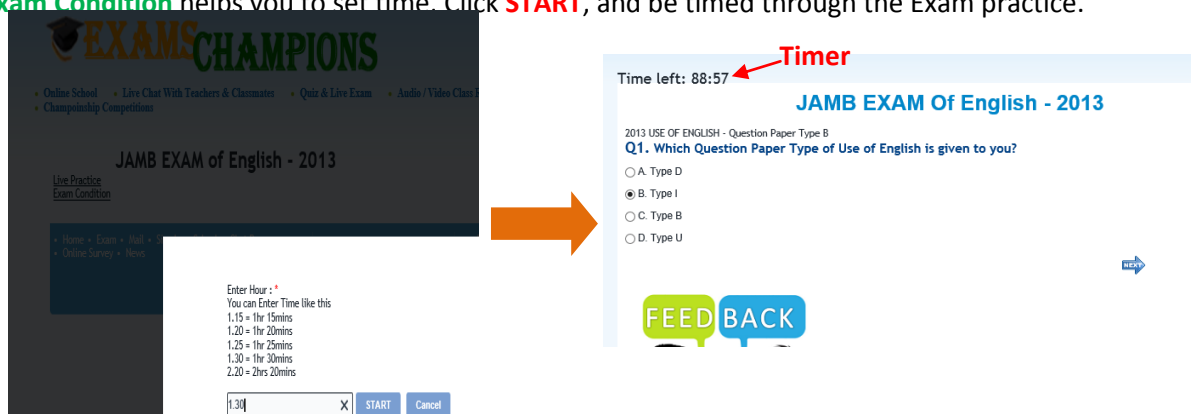
5. Select **Live Practice** or **Exam Condition**



6. **Live Practice** gives you instant correct answer



7. **Exam Condition** helps you to set time. Click **START**, and be timed through the Exam practice.



8. On Completion of your practice click **Submit** to end the test and present your detailed report sheet. You can also **submit** your work at any point after question 6 and obtain your report.

CONGRATULATIONS!

YOU HAVE COMPLETED ACCESS PROCESS TO EXAM QUESTIONS.

SIMILAR STEPS APPLY TO NECO & WAEC QUESTIONS, except that NECO and WAEC HAVE THEORY QUESTIONS & PRACTICALS


Enjoy the most reliable e-learning platform for Students of Distinction

HOW TO BUY E-CHAMPIONS CREDITS

Completion of Steps in pages 1 & 2 will enable you to view Questions 1 to 6 on any subject and for any year. If you need to go beyond question number 6, You need to buy your E-Credits covering 3 days, or 1 month, or 6 months, or for 1 year, to have unrestricted access to all the past questions.

1. Pick any subject and begin to practice, after question 6, the system will take you to **MY ACCOUNT** page to enable you to **Enter New E-Credit PIN : *** and click **Apply** if you already have the PIN, OR **Buy E-Credits** if you don't have.

2. OR Sign in. Click **MY ACCOUNT** . Click



Select E-Credit that you want to buy



Enter quantity or number of E-Credits to buy

 No. of Credit Unit You want to buy

And Click **Purchase** and progress from there to the online payment platform.

3. Once E-Credit purchase is successful, you will be instantly notified of you E-Credit PIN. Type it in the **Enter New E-Credit PIN : *** and click **Apply**. OR click **Activate** To continue to access all questions from beginning to the end.



4. Call Exams Champions hotlines **+234 818 372 8498** **+234 812 198 4050** should you require Assistance